

English Course for Young Learners

# HAND



# HAND

Student Book

# 1




e future

# Unit 1

## In My Classroom

### Conversation

A Listen and repeat. Then act out with friends. 



# Words and Grammar

**A** Listen and repeat. Then point and say. 

1  a board	2  a chair	3  a clock	4  a desk	5  a globe	6  a map
---	---	---	---	---	---

**B** Listen and repeat. Then ask and answer. 

What's this?

It's **a map**.

What's = What is  
It's = It is




# The World around Us

**A** Look and listen. Then choose and write. 

Hello!  
My name is Abdul.  
I live in **Bangladesh**.  
This is my classroom.  
It is on a boat.



## My Classroom



board    clock    desk    chair



**B** Think and check (✓). What's in your classroom?

board

chair

clock

desk

globe

map

English Course for Young Learners

# HAND



# HAND

Student Book

# 2

Free App



e future

# Unit 1

## Colorful Clothes

### Conversation

A Listen and repeat. Then act out with friends. 

Are these your books?

Yes, they are.



Are these your clothes?

Yes, they are.



What a mess!



**A** Listen and repeat. Then point and say. 5

1 	2 	3 	4 	5 	6 
a jacket	pants	a shirt	a skirt	shoes	a sweater

**B** Listen and repeat. Then ask and answer. 6

What's that?	It's a <b>shirt</b> .	What's = What is It's = It is They're = They are
What are those?	They're <b>pants</b> .	



# The World around Us

**A** Listen and number. Then paste or draw your picture. 8

## School Clothes



Wendy and Friends



Mateo and Friends



Lenny and Friends

Paste or draw your picture here.

Me and Friends

**B** Choose and write.

shorts   jeans   shirts   skirts   pants   sweaters

1. Wendy's school uniform: shirts, sweaters, and pants or \_\_\_\_\_
2. Mateo's school uniform: \_\_\_\_\_ and shorts or skirts
3. Lenny's school clothes: \_\_\_\_\_ and shirts
4. My school clothes: \_\_\_\_\_



English Course for Young Learners

# HAND



# HAND

Student Book

# 3



© future

# Unit 1

## In the Morning

### Conversation

**A** Listen and repeat. Then act out with friends. 2



**B** Look at **A**. Practice the dialog with the new words.

1



tired



six o'clock

2




hungry



eight o'clock


**A** Listen and repeat. Then point and say. 

In the Morning




1

get up




2

wash his face




3

get dressed




4

eat breakfast



5

brush her teeth



6

go to school

**B** Look at **A**. Listen and repeat. Then ask and answer. 

What does he do in the morning? do they	He goes to school. They go
--	-------------------------------



What does she do in the morning?



She gets up at seven o'clock.



They	brush	eat	get	go	wash
She/He	brushes	eats	gets	goes	washes



**A** Look and listen. Then choose and write.

# A Morning on a Farm

get up farm school helping

My name is Julie. I live in Spain. My family lives on a \_\_\_\_\_. We have many farm animals. There are many things to do on the farm. I like \_\_\_\_\_ my mom and dad. Every morning, I \_\_\_\_\_ at seven o'clock and feed the goats. Then, I eat breakfast and go to \_\_\_\_\_.



**B** Think and write about yourself.

1. I get up at \_\_\_\_\_ in the morning.
2. Two things I do in the morning:  
\_\_\_\_\_ and \_\_\_\_\_



English Course for Young Learners

# HAND in HAND



Student Book

4



e future

# Unit 1

## Everyday Life

### Conversation

**A** Listen and repeat. Then act out with friends. 2

No school tomorrow!  
It's Saturday.

Yeah! I can sleep in.

When do you wake up?

I usually wake up at 6:30.

What about you?

I wake up at  
seven o'clock.

There's my bus. Goodbye!

See you on Monday!

**B** Look at **A**. Practice the dialog with the new words.

1



6:45



mom

2









7:15



dad

# Words and Grammar

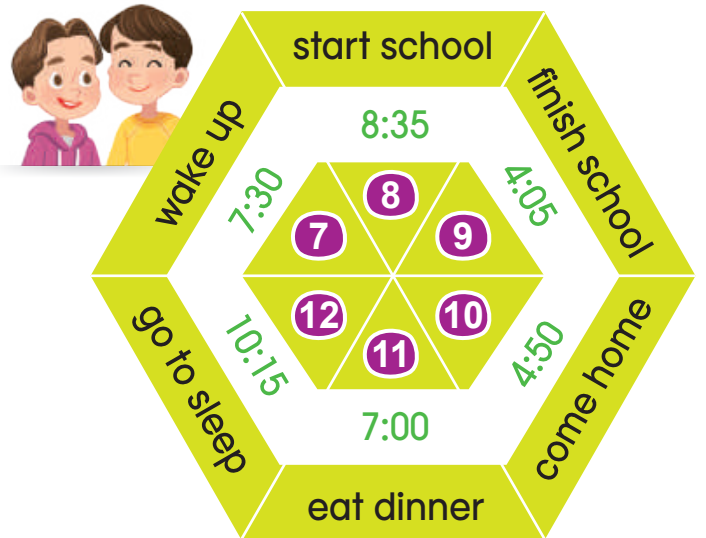
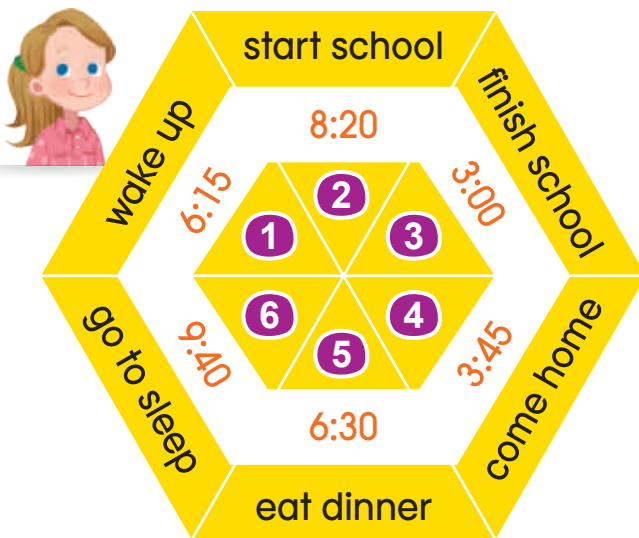
## A Listen and repeat. Then point and say.

 1	 2	 3
wake up	start school	finish school
 4	 5	 6
come home	eat dinner	go to sleep

## B Listen and repeat. Then ask and answer.

What time does she do they **wake up**?

She **wakes up** at 6:15.  
They **wake up**



They	wake	start	finish	come	eat	go
She/He	wakes	starts	finishes	comes	eats	goes

**A** Look and listen. Then choose and write. 

## A School Day Morning



comes lives takes early



Trang \_\_\_\_\_ in Vietnam. Here is what his morning is like on a school day. The day starts \_\_\_\_\_. Trang always gets up at 5:45 and gets ready for school. At 6:30, Trang's mom \_\_\_\_\_ him to school on her motorcycle. School starts at seven o'clock and ends at eleven o'clock. He \_\_\_\_\_ home around twelve o'clock and eats lunch with his mom.



**B** Think and answer about yourself.

1. When do you usually get up in the morning?
2. What do you do in the morning before school?
3. How do you go to school?





English Course for Young Learners

# HAND in HAND



Student Book

5

Free App



e future


# Unit 1


## Comparing Animals


### Conversation

**A** Listen and repeat. Then act out with friends. 





 What are you reading?

 I'm reading a book about animals.


 What's this?

 It's a gazelle.

 Where does it live?


 It lives in Africa.



 Did you know that a gazelle is a very fast animal?

 No, I didn't. How fast can it run?

 It can run up to 97 km/h\*.

 That is fast!

\*km/h = kilometers per hour

**B** Look at **A**. Practice the dialog with the new words.



an ostrich / 70 km/h






a lion / 80 km/h



a cheetah / 120 km/h

# Words and Grammar

## A Listen and repeat. Then point and say.



## B Listen and repeat. Then point and say.

The **deer** is **slower** than the **giraffe**.

The **giraffe** is **faster** than the **deer**.

1   
 48 km/h   
 slower   
 52 km/h   
 faster

2   
 0.3 km/h   
 slower   
 30 km/h   
 faster

3   
 70 kg   
 lighter   
 2,400 kg   
 heavier

4   
 7 kg   
 lighter   
 45 kg   
 heavier

## C Look at B. Listen and repeat. Then ask and answer.

Which animal is **faster**, the **deer** or the **giraffe**?

The **giraffe** is **faster**.

**A** Look and listen. Then choose and write. 10

Costa Rica

## The Slow Sloth

awake hang jungles slowest smile



Sloths are one of the \_\_\_\_\_ animals in the world. They live in the \_\_\_\_\_ of Central and South America. Sloths like tall trees, and they like to sleep a lot. Sometimes, they sleep up to 20 hours a day. Even when they are \_\_\_\_\_, sloths don't like to move. They just \_\_\_\_\_ or sit in a tree.



Sloths have long arms and legs. They also have cute, smiling faces. They seem to \_\_\_\_\_ all the time. Did you know that they can turn their heads 270 degrees? This is Jack, reporting from a jungle in Costa Rica.



**B** Read and answer the questions.

1. Where do sloths live? What do they look like?
2. What do they like to do? What don't they like to do?
3. What do you think is the most interesting fact about sloths?

English Course for Young Learners

# HAND



# HAND

Student Book

# 6

Free App




e future

# Unit 1


## Weekend Life

### Conversation


**A** Listen and repeat. Then act out with friends. 


 How was your weekend?


It was great.


 We went to the amusement park on Saturday.




 How did you like the new roller coaster?

 I was a little scared at first, but it was really exciting.

 That's good.

 Did you have a good weekend?

 Not really. I had a boring weekend. I didn't do anything interesting.



**B** Look at **A**. Practice the dialog with the new words.



water ride / awesome











drop tower / thrilling



swing ride / amazing

# Words and Grammar

## A Listen and repeat. Then point and say. 5

		
eat out at a restaurant	build a model plane	see a musical
		
sail on a boat	visit grandparents	write emails to friends
		
go to a water park		have a sleepover

## B Look at A. Listen and repeat. Then ask and answer. 6

What did <sup>she</sup> they do on the weekend?

She **ate out at a restaurant.**  
They



What did she do on the weekend?

She wrote emails to her friends.



build → **built**

eat → **ate**

go → **went**

have → **had**

sail → **sailed**

see → **saw**

visit → **visited**

write → **wrote**

**A** Look and listen. Then choose and write. 

# My First Bike Ride

activities   fall off   pedaling   ride   weekend

When did you learn how to \_\_\_\_\_ a bike? Who taught you? I was seven years old when I got my first bike. It was my dad who taught me how to ride it.

At first, learning to ride a bike wasn't easy. It was more difficult than I thought. I was scared because I didn't want to \_\_\_\_\_ the bike. But, my dad said, "Don't stop \_\_\_\_\_. Keep going!"

Now, my dad and I go bike riding together on the \_\_\_\_\_. It's one of our favorite \_\_\_\_\_. This is Tony, reporting from the Netherlands.



**B** Think and answer about yourself.

1. When did you learn how to ride a bike? Was it easy or difficult?
2. Who taught you how to ride a bike?
3. How often do you ride your bike? Who do you ride it with?