

Smart NEW EDITION Phonics

Student Book Single Letters

1



e future



Listen and repeat.

Pp



Qq



Rr



begins with the **p** sound.



begins with the **q** sound.



begins with the **r** sound.



Trace.


Tracing practice for uppercase and lowercase letters P, Q, R, p, q, and r. Each letter is shown with stroke order arrows and numbers (1, 2) on a set of three horizontal lines. The first row shows uppercase letters: P, Q, R. The second row shows lowercase letters: p, q, r. Each letter is followed by a dashed version for tracing.



Match and write.

Letters to be matched: R, Q, P, r, q, p. Each letter is in a rounded square box with a small blue dot below it.

1 


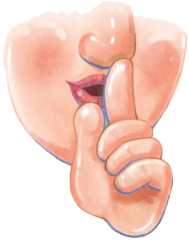
2 




3 



Listen and repeat.

<p>Pp</p>			
-----------	---	--	---

<p>Qq</p>			
-----------	--	--	---

<p>Rr</p>			
-----------	---	--	---

Smart NEW EDITION Phonics

Student Book Short Vowels

2



cat
pan
sun

Free App





Listen and repeat.

Step 1



Step 2



a n → c a n



a n → f a n



a n → m a n



a n → p a n




Listen and repeat.

Step 1



Step 2

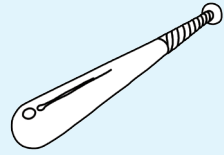





Read and color.



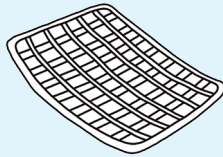
1

can



2

mat





3

hat



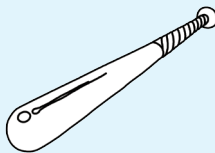
4

pan



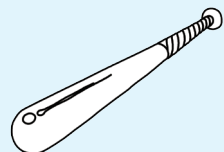
5

man



6

cat



Smart NEW EDITION Phonics

Student Book Long Vowels

3

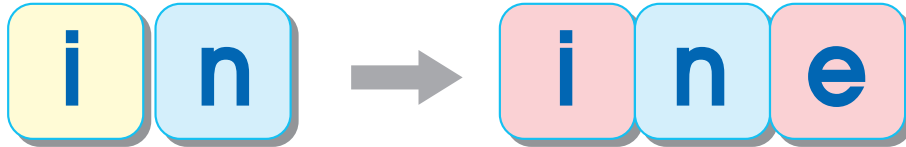


UNIT 3 Long Vowel i



Listen and repeat.

Step 1



Step 2




ine → line



ine → nine



ine → pine



ine → vine



pin has the 'short i' sound.

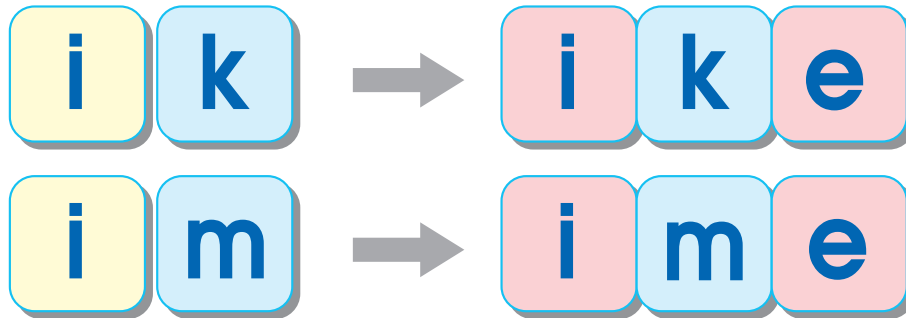


pine has the 'long i' sound.



Listen and repeat.

Step 1



Step 2



ike → bike



ike → hike



ime → lime





ime → time

**hit** has the 'short i' sound.**hike** has the 'long i' sound.





Circle the pictures that rhyme.

1




2



3



4



Smart NEW EDITION Phonics

Student Book Two Letter Consonants

4



frog
snake
brave



UNIT 3 gl · pl · sl



Listen and repeat.

Step 1

g

+

l



gl

p

+

l



pl

s

+

l




sl

Step 2

gl → glass



pl → plane



sl → slide





Listen and repeat.

gl



glass



glove



globe



glue

pl



plane



plant



plate



plum

sl



slide



sled



slice



slim



Look, say and check.

1



gl pl sl

2



gl pl sl

3



gl pl sl

4



gl pl sl

5



gl pl sl

6



gl pl sl

7



gl pl sl

8



gl pl sl

9



gl pl sl

Smart NEW EDITION Phonics

Student Book Two Letter Vowels

5




UNIT 3 ai · ay



Listen and repeat.

ai → rain



ay → gray




ai

and

ay

have the same sound.





Listen and repeat.

ai



rain




train




mail



nail



rail



tail


ay



gray




pray



tray



hay



clay



play




Look, say and circle.

1



ai ay

2



ai ay

3



ai ay

4



ai ay

5



ai ay

6




ai ay

7




ai ay

8



ai ay

9



ai ay